



## IAAS Website ([www.iaas-med.com](http://www.iaas-med.com)) – 2013 Statistics

Webmaster – Dr Ian Jackson.

Please find enclosed the Webmaster Report for 2013. This has been an extremely successful year for the website with the number of visitors having increased from under 2000 per month to over 12,000. I believe this reflects the continued success of the Journal and the content that has been added during the development of the Training Courses. My thanks to all who contributed during 2013.

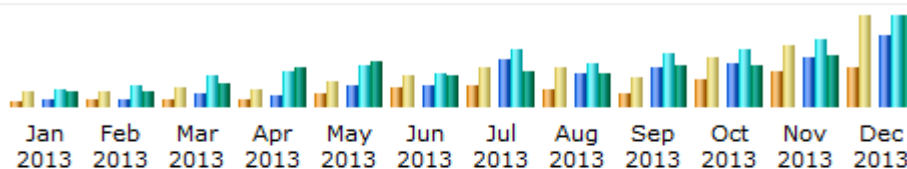
### Overview

- More than **67,000** unique visitors.
- More than **139,000** visits.
- **729,139** pages were visited.

Summary				
Reported period	Year 2013			
First visit	01 Jan 2013 - 00:01			
Last visit	31 Dec 2013 - 23:59			
	Unique visitors	Number of visits	Pages	Hits
Viewed traffic *	<= 67952 Exact value not available in 'Year' view	139031 (2.04 visits/visitor)	729139 (5.24 pages/visit)	1100180 (7.91 hits/visit)
Not viewed traffic *			361454	405347

### Further details

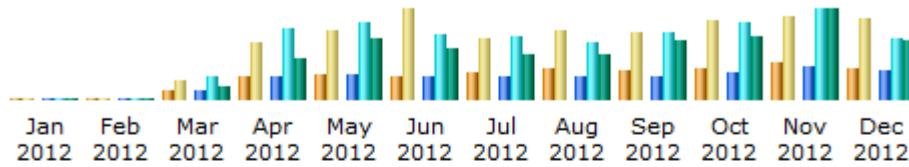
- The numbers visiting the website have steadily increased month on month – possibly in response to the development of the website to include the Training Handbook.



Month	Unique visitors	Number of visits	Pages	Hits	Bandwidth
Jan 2013	1844	4566	13138	35556	954.12 MB
Feb 2013	2043	4868	15914	40995	1.02 GB
Mar 2013	2391	6006	24789	63087	1.53 GB
Apr 2013	2358	5665	24103	68901	2.49 GB
May 2013	4306	8288	44078	83788	2.86 GB
Jun 2013	6264	10051	43685	67240	1.97 GB
Jul 2013	6831	12384	93707	116050	2.30 GB
Aug 2013	5534	12688	66693	88357	2.05 GB
Sep 2013	4069	9606	77178	107002	2.68 GB
Oct 2013	8686	15914	86358	113239	2.63 GB
Nov 2013	11272	19805	98265	134717	3.24 GB
Dec 2013	12354	29190	141231	181248	5.76 GB
<b>Total</b>	<b>67952</b>	<b>139031</b>	<b>729139</b>	<b>1100180</b>	<b>29.47 GB</b>

- Level of data download has increased considerably as can be seen by the increase in Bandwidth used between 2013 (previous page) and 2012 below

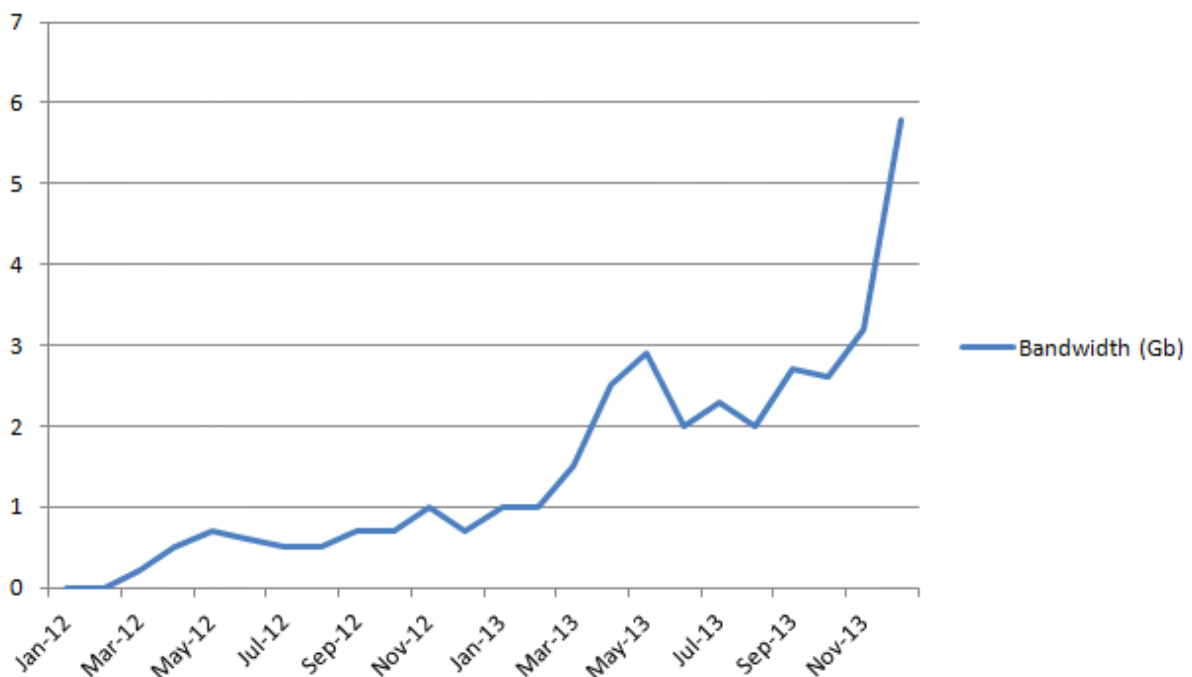
### Monthly history



Month	Unique visitors	Number of visits	Pages	Hits	Bandwidth
Jan 2012	0	0	0	0	0
Feb 2012	0	0	0	0	0
Mar 2012	483	1001	3439	9117	147.12 MB
Apr 2012	1250	3002	9503	28334	468.46 MB
May 2012	1343	3684	9742	30648	699.44 MB
Jun 2012	1234	4767	9623	25816	573.04 MB
Jul 2012	1410	3258	8984	25361	504.67 MB
Aug 2012	1604	3620	8890	22994	507.02 MB
Sep 2012	1563	3542	9417	27346	685.76 MB
Oct 2012	1601	4223	11138	30656	719.06 MB
Nov 2012	1943	4360	13484	36203	1.01 GB
Dec 2012	1592	4255	11623	24900	668.71 MB
<b>Total</b>	<b>14023</b>	<b>35712</b>	<b>95843</b>	<b>261375</b>	<b>5.86 GB</b>

This graph demonstrates the extent of this increase which correlates well with the dates of the Training courses and the development of the online Training Handbook.

### Bandwidth (Gb)



**The most frequently visited pages are the**

- Home Page
- Handbook wiki
- Ambulatory Surgery download page – latest volume most popular
- Ambulatory Surgery – instruction to authors
- Newsletter page

**Countries visiting the website – top 10**

- UK
- USA
- Australia
- Italy
- Portugal
- Denmark
- Finland
- Spain
- India
- France

The webmaster has been contacted by colleagues from across the globe e.g. South America and recently from Mongolia.

**Newsletter**

Registration is managed via the website and we currently have 856 people signed up to receive the Newsletter.